



Government of India
Ministry of Social Justice and Empowerment



**SUPPORT FOR MARGINALIZED INDIVIDUALS
FOR
LIVELIHOOD & ENTERPRISE (SMILE)
NATIONAL PORTAL FOR TRANSGENDER PERSONS
DEPARTMENT OF SOCIAL JUSTICE AND EMPOWERMENT**

Application process to apply for Scholarships

User Manual

CONTENT

1	Home Page (Scholarships)
2	Registration & Login
3	Scholarship Dashboard
4	Application Process
5	Application Status
6	Grievance

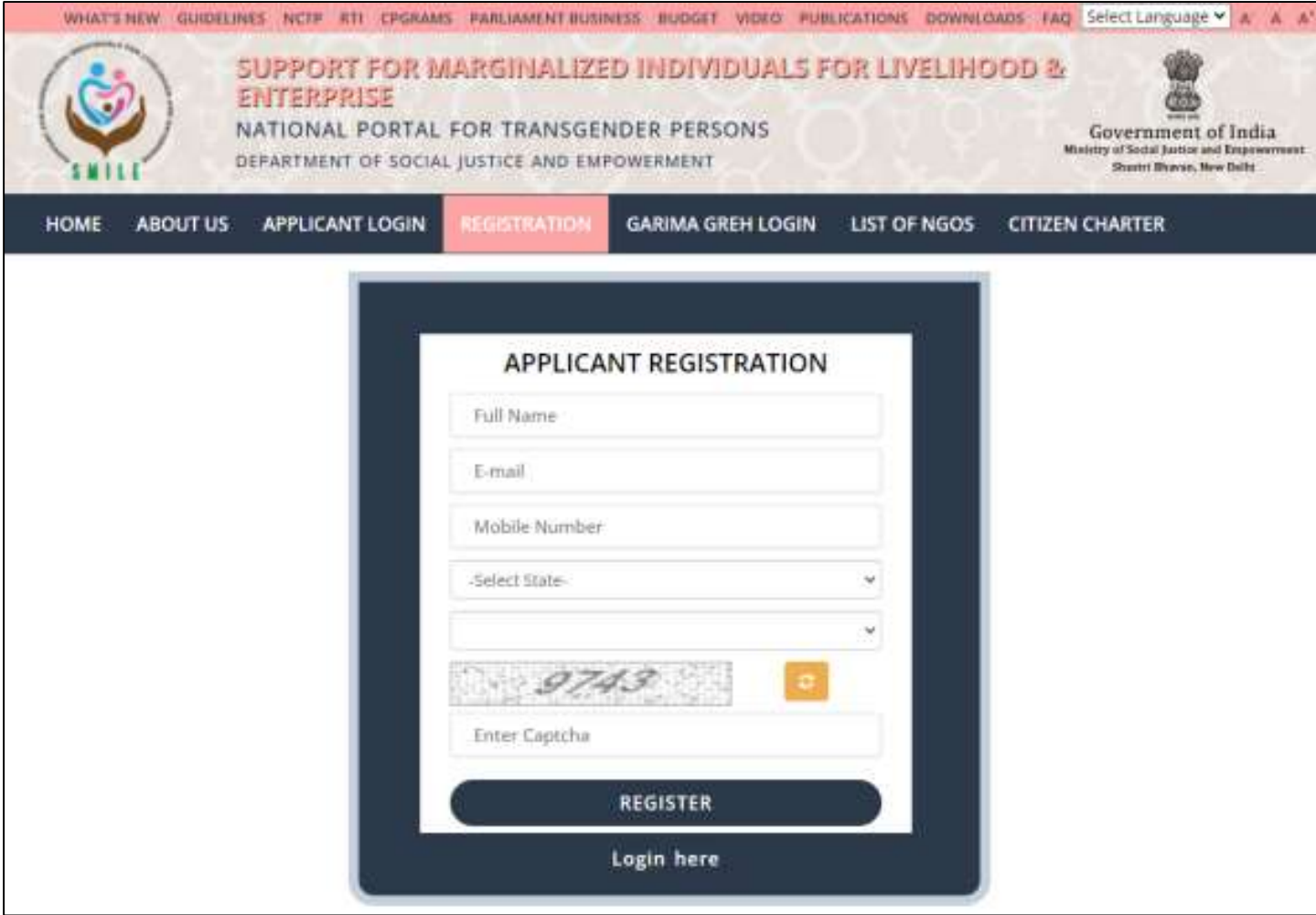
1. Home Page

- As shown below website homepage and respective link for website access, **Link:** <http://transgender.dosje.gov.in>



2.Registration & Login

- At the homepage, you are required to access the online “**Registration**” page



The screenshot displays the homepage of the SMILE National Portal for Transgender Persons. The header includes navigation links such as 'WHAT'S NEW', 'GUIDELINES', 'NCTP', 'RTI', 'CPGRAMS', 'PARLIAMENT BUSINESS', 'BUDGET', 'VIDEO', 'PUBLICATIONS', 'DOWNLOADS', and 'FAQ'. A language selection dropdown is set to 'Select Language'. The main banner features the SMILE logo, the text 'SUPPORT FOR MARGINALIZED INDIVIDUALS FOR LIVELIHOOD & ENTERPRISE', and 'NATIONAL PORTAL FOR TRANSGENDER PERSONS DEPARTMENT OF SOCIAL JUSTICE AND EMPOWERMENT'. The Government of India logo and 'Ministry of Social Justice and Empowerment, Shastri Bhawan, New Delhi' are also present. A dark navigation bar contains links for 'HOME', 'ABOUT US', 'APPLICANT LOGIN', 'REGISTRATION' (highlighted in red), 'GARIMA GREH LOGIN', 'LIST OF NGOS', and 'CITIZEN CHARTER'. The central content area shows the 'APPLICANT REGISTRATION' form with fields for 'Full Name', 'E-mail', 'Mobile Number', and a state selection dropdown. A captcha image with the number '9743' is displayed, followed by an 'Enter Captcha' field. A 'REGISTER' button and a 'Login here' link are located at the bottom of the form.

The image shows a login interface titled "APPLICANT LOGIN". It features a dark blue background with a white central form area. The form contains the following elements from top to bottom: a text input field with the username "mhrd"; a password input field with masked characters "*****"; a captcha image showing the number "1947" with a refresh icon to its right; a text input field with the placeholder "Enter Captcha"; a large dark blue button labeled "LOGIN"; a link labeled "Forgot Password"; and a link labeled "Register here" at the bottom.

For creating a new account, you need to click on the “**Registration**” and provide respective details.

- After registration you will receive login password for access of account to your registered email ID.
- After email received with password, you need to click on “**Application Login**” and “**Login**” with credentials

Note: Already registered Applicant directly “Login” and Click on “Scholarship” to fill the details

3. Dashboard

- After Login, you can see “**Dashboard**” with following options and you have to click on “**Scholarship**” for scholarship benefits.
- After click on “**Scholarship**” you can see **Education Level**

English

SUPPORT FOR MARGINALIZED INDIVIDUALS FOR LIVELIHOOD & ENTERPRISE
NATIONAL PORTAL FOR TRANSGENDER PERSONS
DEPARTMENT OF SOCIAL JUSTICE AND EMPOWERMENT

Government of India
Ministry of Social Justice and Empowerment
Shastri Bhavan, New Delhi

Welcome as [LOGOUT](#)

DASHBOARD

Registration Number : BR/Kat/2020/1906

A one stop portal for Transgender persons to avail welfare measures such as scholarships, skill development & employment, composite medical health insurance, transgender certificates & identity card among other services. The Applicant also has the provision to submit grievances and queries.

APPLY FOR TRANSGENDER CERTIFICATE/IDENTITY CARD

SCHOLARSHIP

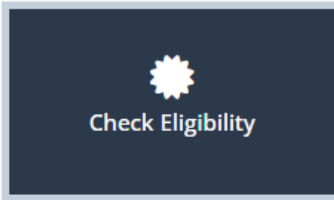
GRIEVANCES / COMMUNICATION

[← Back](#)

Dashboard (Scholarships)

Registration Number : BR/Kat/2020/1906

Financial Assistance in the form of scholarships to Transgender students studying in classes IX and above and at post matriculation or post-secondary stage and beyond that till post-graduation to reduce incidence of drop out and support their educational aspirations.



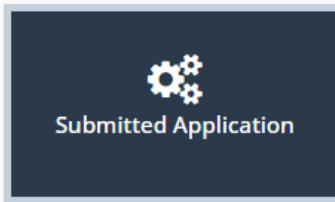
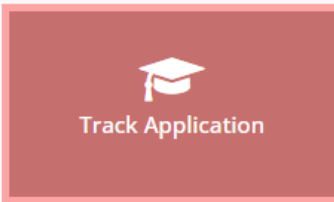
SMILE	
+	TG Certificate & Identity Card
+	Scholarships
+	Skill Development & training
+	Grievance Redressal/ Communication

A red rectangular button with a white graduation cap icon and the text "Secondary School (IX & X)".

A dark blue rectangular button with a white gear icon and the text "Senior Secondary (XI & XII)".

A red rectangular button with a white graduation cap icon and the text "Under-Graduation & Diploma".

A dark blue rectangular button with a white gear icon and the text "Post-Graduation".







After checking the eligibility criteria, the applicant can apply under four categories namely 9th & 10th/ 11th & 12th/ UG & Diploma/ PG.

4.Steps of Application

- **Step 1** Please **select** which is applicable as per educational qualifications

The image displays four educational qualification options arranged in a 2x2 grid. Each option is represented by a colored box with an icon and text. The top row contains three boxes: 'Secondary School (IX & X)' (red box with a graduation cap icon), 'Senior Secondary (XI & XII)' (dark blue box with a gear icon), and 'Under-Graduation & Diploma' (red box with a graduation cap icon). The bottom row contains one box: 'Post-Graduation' (dark blue box with a gear icon). The 'Senior Secondary (XI & XII)' and 'Post-Graduation' boxes are highlighted with a light blue border, indicating they are the selected options.

 Secondary School (IX & X)	 Senior Secondary (XI & XII)	 Under-Graduation & Diploma
 Post-Graduation		

- **Step 2** You can select **Educational** Level as per your qualification

REGISTRATION NUMBER : BR/KAT/2020/1906

SCHOLARSHIPS FOR SECONDARY SCHOOL (IX & X)

Education Level *

-Select- ▼

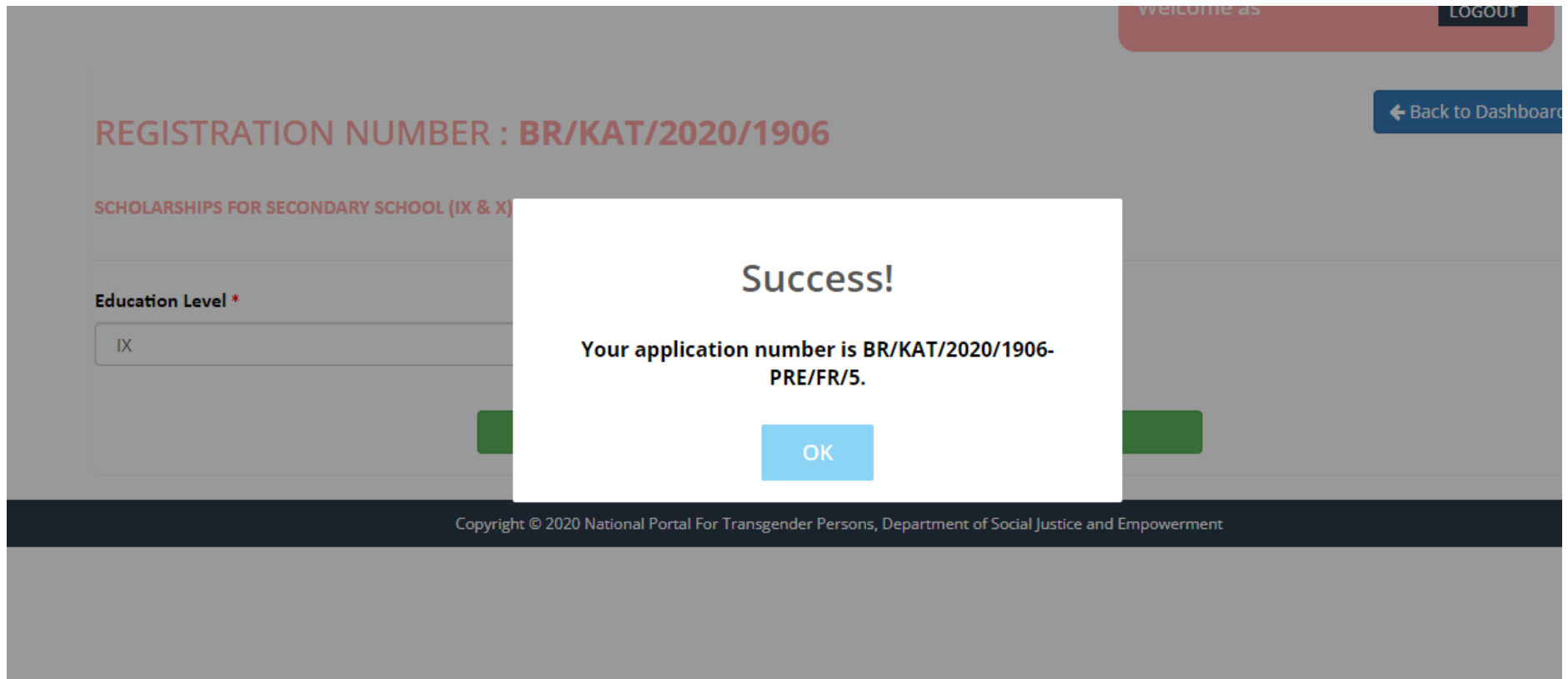
-Select-

IX

X

Get Your Application Number

- **Step 3** After selection of educational level , you will get Application Number by clicking “**Get Your Application Number**”



- **Step 4** After you got Application Number by clicking “**OK**” you can redirect to master application form where you have to fill details as per requirement mentioned.
 - i. Profile
 - ii. Education
 - iii. Course details
 - iv. Bank Details
 - v. Document upload
 - vi. Declaration

- **Carefully fill the following details step by step**

1. Profile Page Details

PROFILE	EDUCATION	COURSE DETAILS	BANK DETAILS	UPLOAD	DECLARATION
----------------	-----------	----------------	--------------	--------	-------------

Application ID BR/KAT/2020/1906-PRE/FR/5		Email ID infndev@inflibnet.ac.in	
Name of the student as specified in Transgender Certificate RAMIYA		Birth Name of Student AS	
Date of Birth (Day/Month/Year) 12/01/2022	Mobile Number []070	Social Group -Select-	State of residence -Select State-
Percentage of marks from last academic year []	Is availing any other scholarship -Select-		
Address for Correspondence Address * B-25 Shalimar Apartment, South Extension-2, New delhi-49		Permanent Address <input type="checkbox"/> Same as Correspondence address Address * []	
City * Delhi	Pin Code * 110049	City * []	Pin Code * []
Father/Guardian Name []		Mother Name []	
Aadhar Card Number []		Annual family income []	Type of School/Institute -Select-
Other Details			
Is orphan -Select-	Is disabled -Select-		
Marital Status -Select-	Parent's Profession []		

Save & Next

2. Education Page details

- As per requirement fill details of educational

PROFILE **EDUCATION** COURSE DETAILS BANK DETAILS UPLOAD DECLARATION

Note :

1. The applicants are directed to upload the previous year marksheet of their school year wherein they were successfully promoted to the next grade.
2. The applicants are directed to convert their CGPA, GPA into percentage before uploading their marks on the system.

[Add Educational Details](#)

Sr No	Name of Examination Passed	Name of Board/University Attended	Name of Major Subjects opted	Year of Passing	Percentage	Marks obtained	Total Marks	Division	Marksheet	Edit	Remove
Education detail not added yet. Please click here to start filling education detail. Add Educational Details											

[Next](#)

3.Course details

- Fill the Name of school/institute and their details with reorganization

PROFILE	EDUCATION	COURSE DETAILS	BANK DETAILS	UPLOAD	DECLARATION
Details of School					
Name of the School where admitted		Email ID	Telephone Number		
<input type="text"/>		<input type="text"/>	<input type="text"/>		
Address of School					
<input type="text"/>					
Is the School recognized?					
<input type="text" value="-Select-"/>					
<input type="button" value="Save & Next"/>					

4. Bank details (Carefully fill the bank details)

PROFILE EDUCATION COURSE DETAILS **BANK DETAILS** UPLOAD DECLARATION

Note :

1. The details provided should be complete and correct as the scholarship amount shall be credited to the bank account provided in this application.
2. The applicant must have an Aadhar enabled bank account to receive the scholarship amount.
3. The applicants must have a bank account with the name either as reflected in the Transgender Certificate (Chosen Name) issued from the National Portal for Transgender Persons or the given/birth name to avail the scholarship.
4. The complete Saving Bank Account number must be entered correctly. Students are suggested to get their account number verified by their concerned Bank Branch. If bank details entered by students are found incorrect and fails under Bank Validation, the scholarship amount will not be transferred, though the application is approved for scholarship.
5. If the applicant is minor, they should mandatorily open a student account in the name of the applicant which is Aadhar enabled.

Bank Details

Bank Name	Bank Address	Account Number
<input type="text" value="-Select Bank Name-"/>	<input type="text"/>	<input type="text"/>
Applicant name as mentioned in Transgender Certificate	IFSC Code	Is bank linked with Aadhar Card
<input type="text" value="-Select-"/>	<input type="text"/>	<input type="text" value="-Select-"/>

PROFILE

EDUCATION

COURSE DETAILS

BANK DETAILS

UPLOAD

DECLARATION

Transgender Identity Certificate:

(It should be issued through National portal for transgender person of the Ministry of Social Justice & Empowerment.)

View

Self-attested Previous year Mark Sheet, indicating that the applicant has secured not less than the qualifying marks in the last exam at higher secondary level attested by the School

Choose File No file chosen

Bonafide Certificate from School/Institute:

[Click here](#) to download common institute verification form (Annexure-I)
The students have to download a copy of the institute verification form and upload the certificate attested by the Institute/School.

Choose File No file chosen

Aadhaar Card:

(A Copy of Self Attested Aadhar Card of the Student)

Choose File No file chosen

View

Remove

Migration :

(If the student has migrated or transferred from one school/institution to another.)

Did the candidate migrate or was transferred from one Institution to another within the prescribed course of study?

-Select-

Upload Certificate

Choose File No file chosen

State the reason of migration or transfer from one Institution to another

Same Institute/School ?

-Select-

Previous School/Institute Name

Contact Number

Email

Address

Save & Next

5.Document Upload

- In the **Document Upload sections** please be sure about your **Transgender Certificate & ID is already generated** without ID & certificate you cannot complete this process
- **Be sure you have scan/digital copy of details**
 - ✓ **Mark sheet,**
 - ✓ **Bonafide Certificate** (Annexure -I) which can be downloaded by student from portal itself and verified from school/institute authority
 - ✓ **Aadhaar card**
 - ✓ **Migration Certificate** (If student migrated from one school/institute to other)

6. Declaration Details

- Please be sure whatever you provided information is **correct** by declaring the details
- Upload Students **Passport Photo, Signature, and Parent/Guardian signature**
- Finally **Submit.**

PROFILE

EDUCATION

COURSE DETAILS

BANK DETAILS

UPLOAD

DECLARATION

Declaration:

- I am not availing any other scholarship for this purpose from any other sources.
- I shall abide by the terms and conditions for sanction of the merit-cum means based scholarship.
- I undertake, that if at any stage, it is found to the satisfaction of the sanctioning authority in the Ministry of Social Justice & Empowerment that the information given by me is false or if I violate the terms and conditions of the scholarship, the scholarship sanctioned to me, may be cancelled and the entire amount of scholarship will be refunded by me or recovered from me, apart from liability for such penal action as warranted by law.

I hereby declare that the information given in the application form is correct.

Upload Photo of Candidate

Choose File No file chosen



Remove

Upload Signature of Candidate

Choose File No file chosen



Remove

Upload Signature of Guardian

Choose File No file chosen

Place

Submit

5. Application Status

- After submitting application Student can see status of application also track application by using their login credentials




Track Application




Submitted Application

- Applicant can see submitted application



SUPPORT FOR MARGINALIZED INDIVIDUALS FOR LIVELIHOOD AND ENTERPRISE
NATIONAL PORTAL FOR TRANSGENDER PERSONS
 DEPARTMENT OF SOCIAL JUSTICE AND EMPOWERMENT



Government of India
 Ministry of Social Justice and Empowerment
 Shastry Bhawan, New Delhi

Welcome as LOGOUT

← Back

ACTIVE APPLICATIONS

Show entries
Search:

SrNo	Type of Scholarship	Type of Application	Education Level	Application Number	Status	Remarks	Action
1	Secondary School (IX & X)	Fresh	IX	BR/KAT/2020/1906-PRE/FR/1	Submitted		View

Showing 1 to 1 of 1 entries

Previous
1
Next

REGISTRATION NUMBER. BR/KAT/2020/1906

[← Back](#)

Active Applications

Show entriesSearch:

SrNo	Type of Scholarship	Type of Application	Education Level	Application Number	Changed/Chosen Name	Given Name	E-mail	Status	Action
1	Secondary School (IX & X)	Fresh	IX	BR/KAT/2020/1906-PRE/FR/1	RAMIYA	AS	<input type="text" value=""/>	Submitted	View
2	Senior Secondary (XI & XII)	Fresh	XII	BR/KAT/2020/1906-POST/FR/3	RAMIYA	AS	<input type="text" value=""/>	Not Submitted	Edit Delete
3	Secondary School (IX & X)	Fresh	IX	BR/KAT/2020/1906-PRE/FR/5	RAMIYA	AS	<input type="text" value=""/>	Not Submitted	Edit Delete
4	Secondary School (IX & X)	Fresh	IX	BR/KAT/2020/1906-PRE/FR/15	RAMIYA	AS	<input type="text" value=""/>	Not Submitted	Edit Delete

6.Grievance/Communication

For any query related to scholarship we have provided following details

- For more information about eligibility criteria, requisite documents and process of application visit the Portal

Call: 011-23386981

Email: tgcertification2020@gmail.com